




DIN Rail Accessories




DIN Rail

T35 DIN Rail cut to length, pre-slotted for easy panel or wood backboard mounting.

- Galvanized Steel, pre-slotted for easy mounting
- Rail Size (mm): 35
- Height (mm): 7.5
- Cut to various lengths for quick installation

Description	Part Number
3" Section of slotted T35 DIN rail	RLH-DRT-03-1
6" Section of slotted T35 DIN rail	RLH-DRT-06-1
12" Section of slotted T35 DIN rail	RLH-DRT-12-1
20" Section of slotted T35 DIN rail	RLH-DRT-20-1
24" Section of slotted T35 DIN rail	RLH-DRT-24-1

- Custom lengths available upon request



DIN Terminal Blocks

Red, gray, black prebuilt and available in 4, 8, & 20 position sizes. Each assembly has all positions electrically connected.

- Suitable for AC or DC power distribution
- Comes pre-assembled with internal jumper
- Screw Clamp connection accepts wire range 22-10 AWG
- 600V/30A rating

Description	Part Number
4 Position DIN Terminal Block, Red	RLH-MPT-2R
4 Position DIN Terminal Block, Black	RLH-MPT-2B
4 Position DIN Terminal Block, Gray	RLH-MPT-2G
8 Position DIN Terminal Block, Red	RLH-MPT-4R
8 Position DIN Terminal Block, Black	RLH-MPT-4B
8 Position DIN Terminal Block, Gray	RLH-MPT-4G
20 Position DIN Terminal Block, Red	RLH-MPT-10R
20 Position DIN Terminal Block, Black	RLH-MPT-10B
20 Position DIN Terminal Block, Gray	RLH-MPT-10G

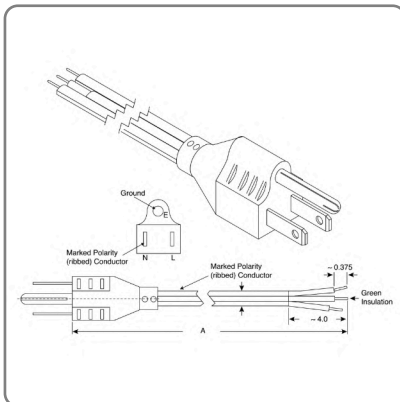


DIN Mount Circuit Breakers

RLH accessory DIN mount circuit breakers for use with our power and electronic products.

- Supplementary breakers for use directly before the load
- For use with up to 277VAC / 125VDC, 5kA IR
- Easy-to-use, finger-safe, captive screws, box lugs
- Current ratings up to 30A
- DIN rail mount
- Protection of sensitive loads

Description	Part Number
1 AMP DIN Mount Circuit Breaker	RLH-MCB-1
2 AMP DIN Mount Circuit Breaker	RLH-MCB-2
3 AMP DIN Mount Circuit Breaker	RLH-MCB-3
4 AMP DIN Mount Circuit Breaker	RLH-MCB-4
6 AMP DIN Mount Circuit Breaker	RLH-MCB-6
10 AMP DIN Mount Circuit Breaker	RLH-MCB-10
20 AMP DIN Mount Circuit Breaker	RLH-MCB-20
30 AMP DIN Mount Circuit Breaker	RLH-MCB-30



AC Power Cords

NEMA 5-15P plug, 6' or 10', 3WIRE, 18AWG, with tinned leads on the opposite end.

- NEMA 5-15P plug on 1 end
- 3 Wires – Line, Neutral, Ground
- 10A/125V rating
- Comes in lengths 6' or 10'
- Convenient options for products requiring an AC power cord

Description	Part Number
AC Power Cord, 6 Feet, 18AWG, 3 Wire, Black	ACPC-06-1
AC Power Cord, 10 Feet, 18AWG, 3 Wire, Black	ACPC-10-1

Contact

By Phone:	Local	714-532-1672
Sales/Service	Toll Free	800-877-1672
By email:	info@fiberoptick.com	

Support

By email:	support@fiberoptick.com
By Phone:	Toll Free 855-754-2497